



MGR ASSOCIATION FOR GREAT INNOVATIVE CREATORS

Information Technology

Event Title	webinar on " DATA ANALYTICS AND VISUALIZATION OF THE BIG VIRUS COVID-19 DATASET"		
Objective of Event	To give an overview of data analytics and visualization of any real time data set. Also show the importance of proper analytics and how it can help in making intelligent predictions.		
Chief Guest /Speaker Details	Mr. Vikram Vikash, Team Lead, Cognizant Technology Solutions, Pune Mr. Kumara Sundaram, Data Scientist and Corporate Trainer,		
Date	15/06/2021	Time	10.00 am to 12.30pm
Venue	Zoom , Youtube	No. of Participants	137

REPORT

TITLE

" DATA ANALYTICS AND VISUALIZATION OF THE BIG VIRUS COVID-19 DATASET"

CONTENT

Department of Information Technology conducted a webinar on "Data Analytics and Visualization of the Big Virus Covid-19 Dataset" as part of MGR-19 COWINWEWIN. The program started with the welcome address given by Prof. Dr. N. Kanya, HOD-IT, she welcomed the participants and guest speakers of the day and explained about the initiative taken by Dr. MGR COWIN WEWIN Event which comprises of 21 days of 41 events conducted by 33 department of Dr. MGR Educational and Research Institute and the overview of the two sessions of the day.

The first session speaker was our Alumni Mr. Vikram Vikash, Team Lead, Cognizant Technology Solutions, Pune. He was introduced by Mrs. S. Shobana, Assistant Professor, Dept of IT. In his lecture he demonstrated about Data Visualization, features and tools like Qlik in detail. With the help Qlik tool he gave real time examples and explained about how data analytics can be done with the Covid-19 data set. The session end with Mr. Vikram Vikash answering all the questions raised by the participants.

The second session speaker was Mr. Kumara Sundaram, Data scientist, BI Consultant, Corporate trainer and a Freelancer. He was introduced by Dr. Dahlia Sam, Professor, Dept of IT. In his lecture Mr. Kumara Sundaram elaborately explained about



Dr. M.G.R. EDUCATIONAL AND RESEARCH INSTITUTE (Deemed to be University)

Maduravoyal, Chennai - 600 095, Tamilnadu, India.

(An ISO 9001-2015 Certified Institution)

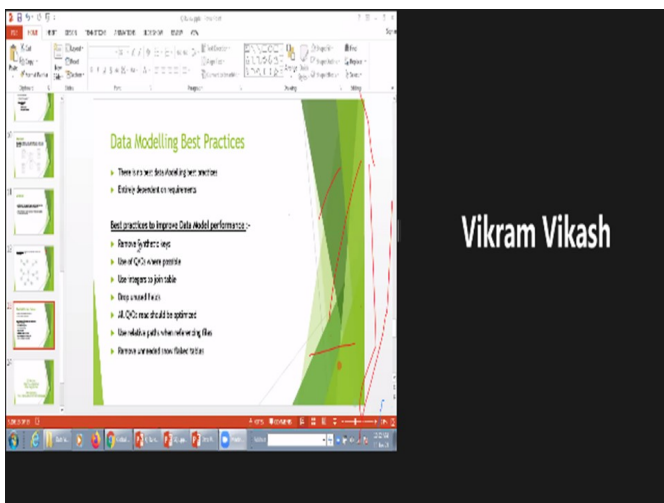


MGR ASSOCIATION FOR GREAT INNOVATIVE CREATORS

how data analytics and visualizations of the current Covid-19 data set can be used to make future predictions, which will help in taking precautionary measures and explained about Covid-19 Datasets. He gave pragmatic knowledge on Machine learning with tools like Python, R etc., using which he explained clearly the Covid-19 predictions. The speakers answered all the queries raised by the participants.

Both the sessions was much informative, knowledgeable and interactive. The finally the event ended with a formal vote of thanks given by Mrs. C. Tamilselvi, Assistant Professor, Dept of IT. The whole event was moderated by Ms. MVSL Tejasri, Assistant Professor, Dept of IT

The webinar was conducted via Zoom and was also broadcasted live in YouTube. We whole heartedly thank our honorable president sir for his motivation and guidance to conduct such events successfully.



EVENT OUTCOME

Participants were able to gain knowledge on how data analytics and visualizations of the current Covid-19 data set can be used to make future predictions in order to take appropriate precautionary measures.

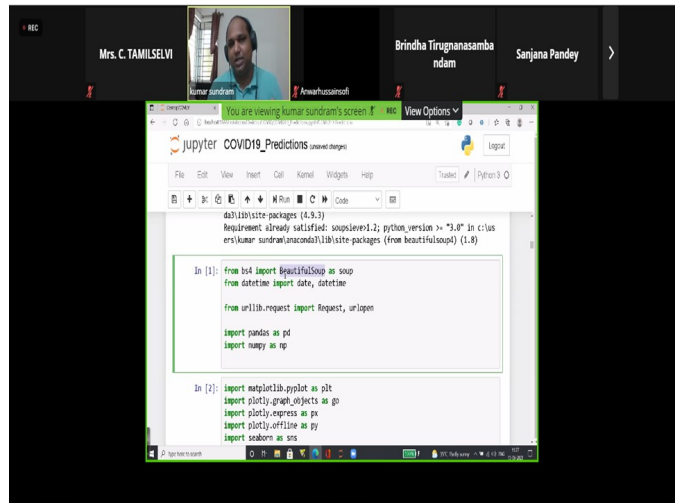
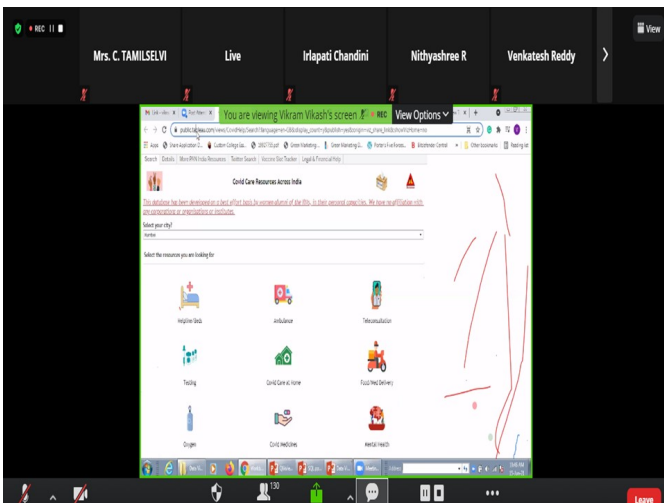
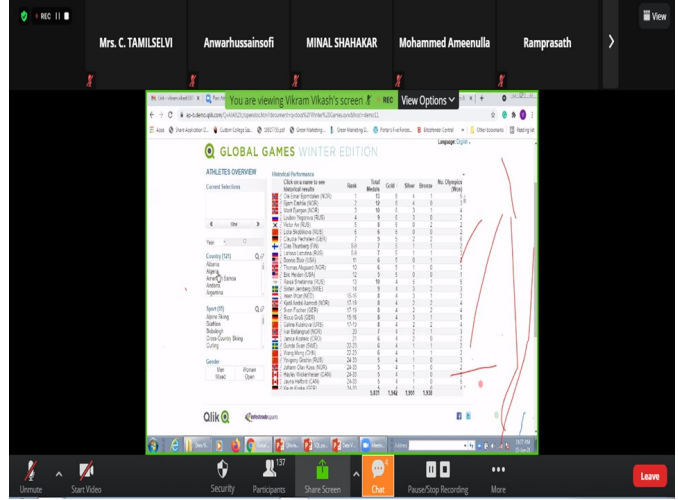
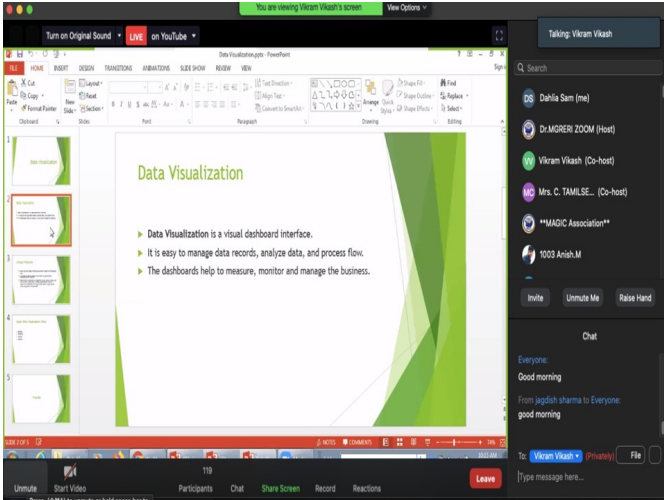
PHOTOS



Dr. M.G.R. EDUCATIONAL AND RESEARCH INSTITUTE (Deemed to be University) Maduravoyal, Chennai - 600 095, Tamilnadu, India. (An ISO 9001-2015 Certified Institution)



MGR ASSOCIATION FOR GREAT INNOVATIVE CREATORS



Dr. Dahlia Sam
MS. TEJASRI. M.V.S.L